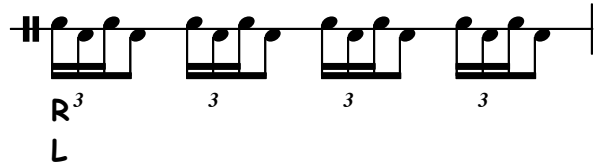


# Rudimental Vocabulary

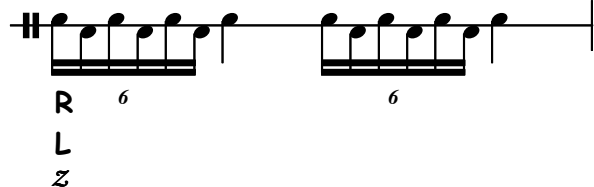
1. The Single Stroke Roll



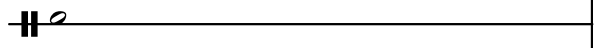
2. The Single Stroke Four



3. The Single Stroke Seven



4. The Multiple Bounce Roll



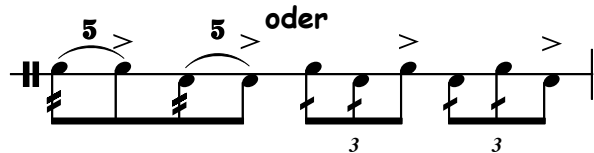
5. The Triple Stroke Roll



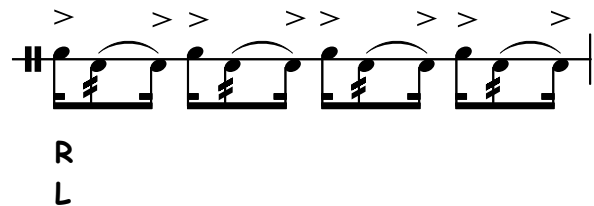
6. The Double Stroke Roll



7. The Five Stroke Roll



8. The Six Stroke Roll



# 7. The Five Stroke Roll

Musical notation for the Five Stroke Roll. It consists of a single staff with a treble clef and a key signature of one sharp (F#). The notes are: G4 (fingered 5), A4 (fingered 5), B4 (fingered 3), C5 (fingered 3), D5 (fingered 3), and E5 (fingered 3). The first two notes are beamed together, and the last two are also beamed together. The word "oder" is written above the B4 and C5 notes. There are accents (>) above each note.

1.

Piano accompaniment for the first variation. It features a grand staff with three staves. The right hand plays a melody of quarter notes: G4, A4, B4, C5, D5, E5, with accents (>) above each note. The left hand plays a rhythmic accompaniment of eighth notes, with triplets of eighth notes indicated by a '3' below the staff. The piece ends with a double bar line and repeat dots.

2.

Piano accompaniment for the second variation. It features a grand staff with three staves. The right hand plays a melody of quarter notes: G4, A4, B4, C5, D5, E5, with accents (>) above each note. The left hand plays a rhythmic accompaniment of eighth notes, with triplets of eighth notes indicated by a '3' below the staff. The piece ends with a double bar line and repeat dots.

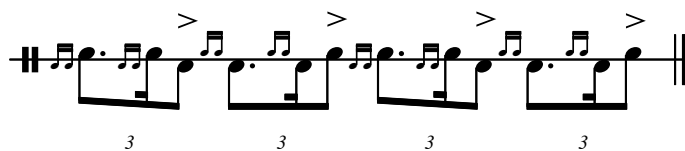
3.

Musical notation for the third variation. It consists of a single staff with a treble clef and a key signature of one sharp (F#). The notes are: G4 (fingered 5), A4 (fingered 5), B4 (fingered 5), C5 (fingered 5), D5 (fingered 3), E5 (fingered 3), F#5 (fingered 3), G5 (fingered 3), A5 (fingered 5), B5 (fingered 5), C6 (fingered 5), D6 (fingered 5). The first four notes are beamed together, and the last four are also beamed together. There are accents (>) above each note.

4.

Musical notation for the fourth variation. It consists of a single staff with a treble clef and a key signature of one sharp (F#). The notes are: G4 (fingered 3), A4 (fingered 3), B4 (fingered 3), C5 (fingered 3), D5 (fingered 3), E5 (fingered 3), F#5 (fingered 3), G5 (fingered 3), A5 (fingered 3), B5 (fingered 3), C6 (fingered 3), D6 (fingered 3). There are accents (>) above each note.

# 33. The Double Drag Tap



1.

Two staves of musical notation for exercise 1. Each staff contains seven groups of seven sixteenth notes, with accents (>) above each group and a slur (>>) above each group. The notation is repeated on two staves.

2.

Musical notation for exercise 2, showing a sequence of eighth notes with accents (>) and slurs (^) above them.

3.

Musical notation for exercise 3, showing a sequence of eighth notes with accents (>) and slurs (^) above them.

4.

Two staves of musical notation for exercise 4. The first staff contains eighth notes with accents (>) and slurs (^) above them. The second staff contains eighth notes with accents (>) above them.

# 65. The Irish Five

